

INSTRUCTION MANUAL




PowerSkin®
HYBRID BATTERY CHARGER
Model # UC01XLFXP1

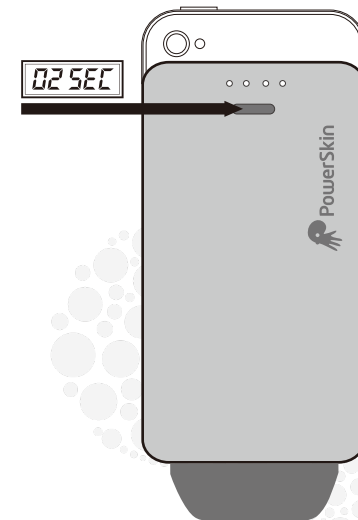
What's Included:



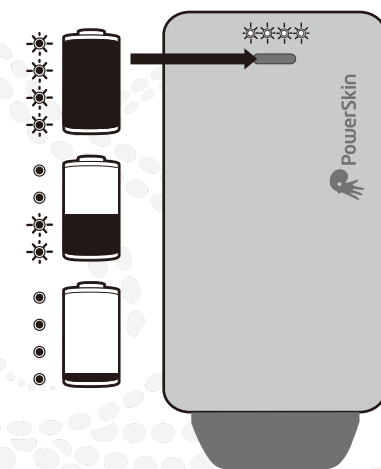
How-to Install:



How-to Power On/Off:



How-to Check Battery Level:



iPhone is a trademark of Apple Inc., registered in the U.S. and other countries.
"Made for iPhone" means that an electronic accessory has been designed to connect specifically to iPhone and has been certified by the developer to meet Apple performance standards. Apple is not responsible for the operation of this device or its compliance with safety and regulatory standards. Please note that the use of this accessory with iPhone may affect wireless performance.

Handset sold separately. Motorola/Samsung/HTC are registered trademarks of their prospective companies and/or its related entities. Other company and product names mentioned herein may be trademarks of their respective owners.

©2012 XPAL Power Corporation. All rights reserved. The XPAL Power logo, charge on! logo, octopus graphic, tentacle graphic, XPAL Power, and PowerSkin are trademarks and/or service marks of XPAL Power and TennRich International Corporation. All other trademarks, brand names or product names are the property of their respective owners and are not affiliated with XPAL Power and/or TennRich International Corporation.



PLEASE DO NOT RETURN YOUR PRODUCT TO A STORE! THEY MAY NOT HAVE REPLACEMENT PARTS.

Contact us!

We know our products better than anyone!

Call: 1-657-212-6530

E-mail: support@power-skin.com

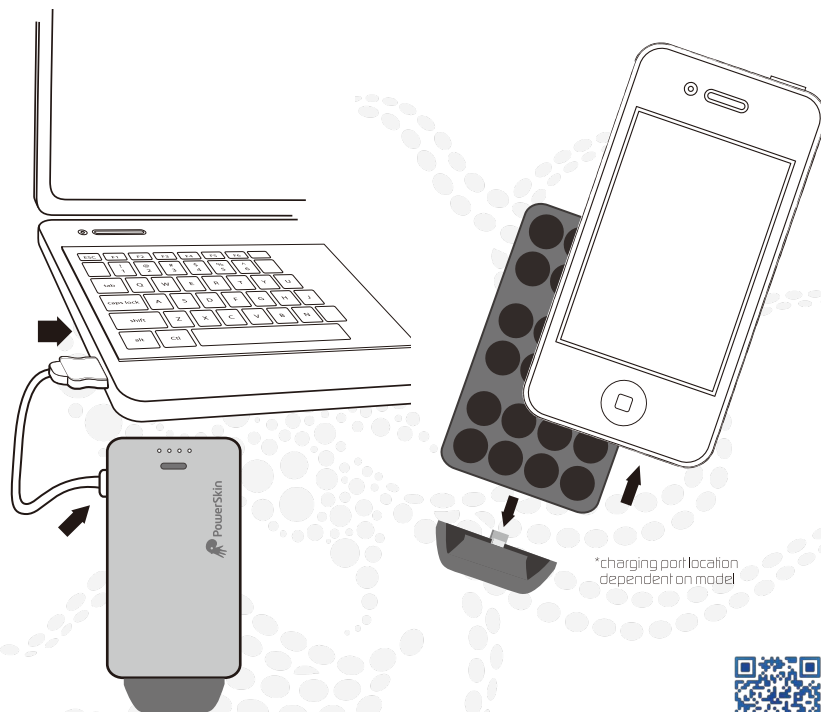
Visit: www.power-skin.com/support

UM_1_HY2000_EN_1-1

How-to Recharge:



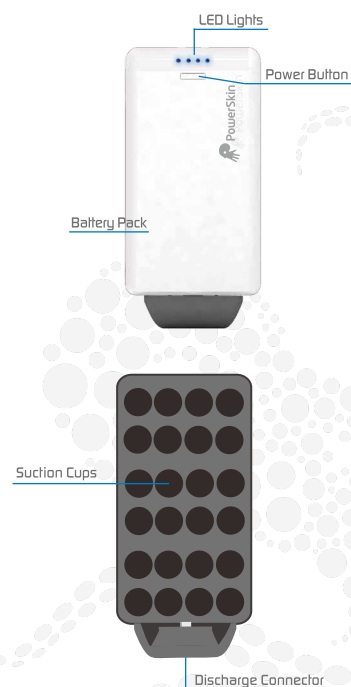
How-to Uninstall:



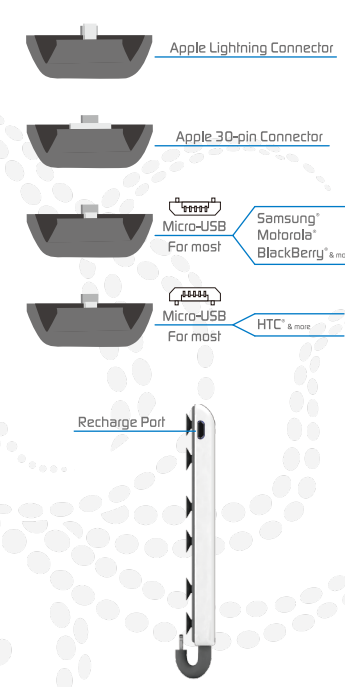
HOW-TO VIDEO



Features Diagram:



Features Diagram:



Specifications & Features:

Power Capacity: 2000 mAh
Battery Cell: Lithium Polymer
Rated Input: DC 5V, 1A
Rated Output: DC 5V, 1A
Dimensions: 5.04" x 2.28" x 0.41"
Weight: 3.03 oz

Power Provides on-the-go power for your mobile lifestyle.

ON/OFF BUTTON Battery level indicator lights. On/Off Button.

RECHARGEABLE Slim, external battery pack.

BATTERY LEVEL Indicator lights display charging status and battery level.

How-to Videos: Watch, learn, charge on!

Thank You
for purchasing a PowerSkin!

Warranty:

FOLLOW THESE 4 STEPS TO ACTIVATE YOUR 1-YEAR LIMITED WARRANTY!



Scan to activate your warranty

1. Visit power-skin.com/support.
2. Click on Product Registration.
3. Complete the registration form.
4. Enjoy your one-year warranty!

All products are warranted against defects in materials and workmanship for a period of 1 year from the date of original purchase ("Warranty Period"). All products must be registered online within 90 days from the date of purchase to qualify for the 1-year warranty. Limitations: The internal battery cell of the power pack is warranted for a period of 6 months from the date of purchase. If a defect occurs please visit power-skin.com/support.

Instruction Manual



STICK IT and GO
Adheres to your current device

OPEN