



for
Samsung Nexus S
Model #: AP1510i91

User's Manual

SPECIFICATIONS:

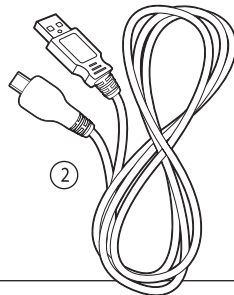
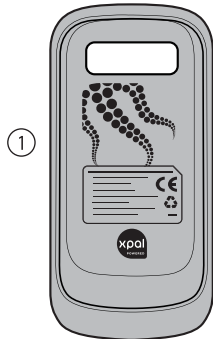
Power Capacity: 1500 mAh
Battery Cell: Lithium Polymer
Rated Input: 5V, 0.7A
Rated Output: 5V, 0.7A
Dimensions: 5.24L x 2.74W x 0.96H in
Weight: 0.17 lbs

SPÉCIFICATIONS TECHNIQUES:

Capacité d'alimentation: 1500 mAh
Pile bouton: Lithium-polymère
Tension nominale: 5 V CC, 0.7A
Puissance de sortie: 5 V CC, 0.7A
Dimensions: 13,3L x 6,9W x 2,4H cm
Poids: 77,1 g

**Includes
Inclut**

AP1510i90



www.power-skin.com



www.power-skin.com

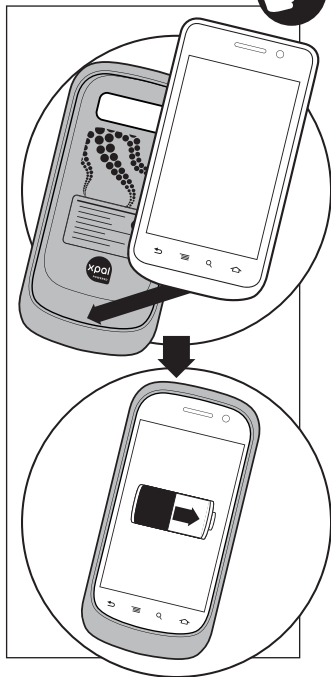
Handset sold separately. The Trademarks Samsung® Nexus S 4G is owned by Samsung and is registered in the United States and may be pending or registered in other countries. XPAL Power Corporation and/or TennRich International Corporation is not endorsed, sponsored, affiliated with or otherwise authorized by Samsung.

©2011 XPAL Power Corporation. All rights reserved. The XPAL Power logo, charge on! logo, octopus graphic, tentacle graphic, XPAL Power, and PowerSkin are trademarks and/or service marks of XPAL Power and TennRich International Corporation. All other trademarks, brand names or product names are the property of their respective owners and are not affiliated with XPAL Power and or TennRich International Corporation.

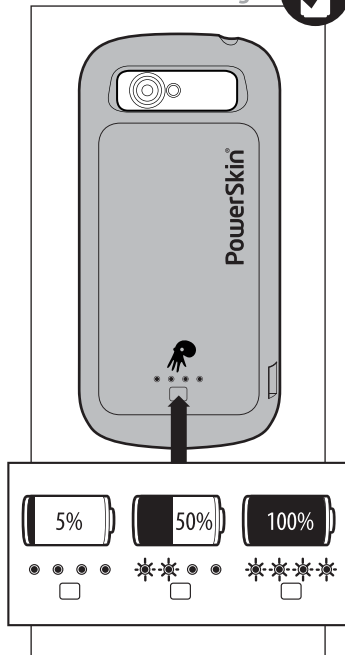
Combiné vendu séparément. Samsung® Nexus 4G est la marque commerciale de Samsung, déposée aux États-Unis et dans d'autres pays. XPAL Power et TennRich International Corporation ne sont pas approuvés, est commandité, affilié avec ou autrement autorisé par Samsung.

©2011 XPAL Power Corporation. Tous droits réservés. XPAL Power logo, charge on! logo, octopus graphic, tentacle graphic, XPAL Power et PowerSkin sont les marques commerciale et/ou les marques de service de XPAL Power et TennRich International Corporation. L'ensemble des autres marques commerciales ou noms de produits sont la propriété de leurs propriétaires respectifs et ne sont pas affiliés à XPAL Power et TennRich International Corporation.

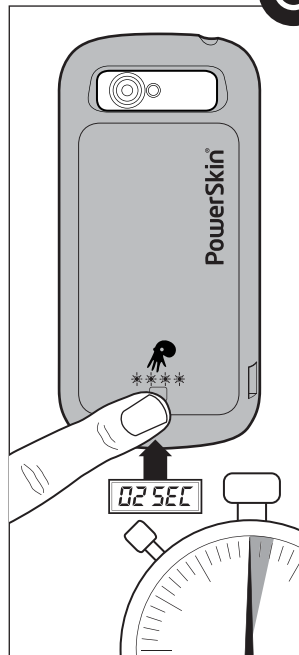
How to Use Utilisation



Battery Check Bouton d'état de charge



Power on / off Marche / Arrêt



How to Recharge Pour Recharger

